


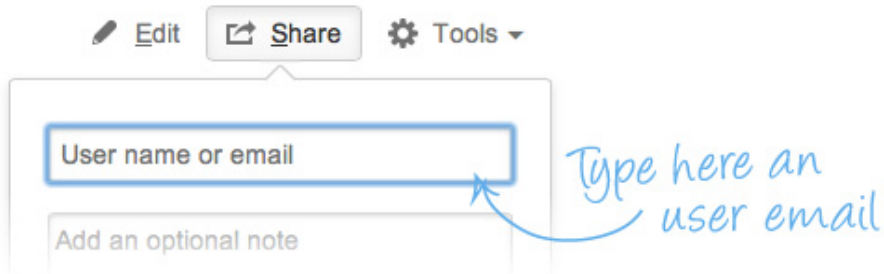
Share your page with a team member (step 9 of 9)

Once you've created content you'll want to share it with your team members. Confluence can do all the work for you. Just click **Share** and enter recipients and a brief message.

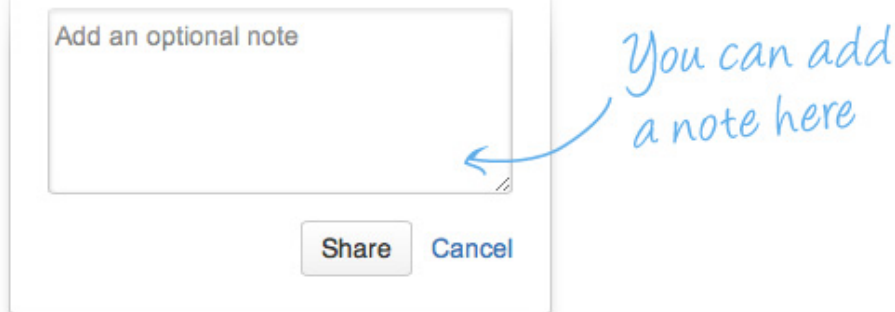
1. Let's tell someone about this page.
Click the **Share** button at the top right of the page. It looks like this:




2. Type the email address of the person with whom you want to share the page.
If the person already has a Confluence username, you can just type their name.



3. Add a message to give the person some background about the page.



4. Click the **Share** button.
Confluence will send the person an email message about this page. Shared!

 The **Share** button will appear only if you have configured a mail server in the Confluence Administration Console. (This does not apply to Confluence OnDemand.)

[Tell people what you think in a comment \(step 8 of 9\)](#)

[HOME](#)