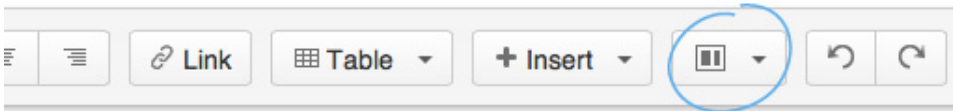


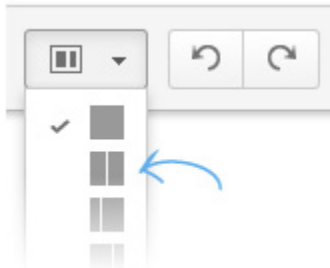
# Lay out your page (step 6 of 9)

Page layouts provide structure to your page — two-column, three-column, and more — making it easy for everyone in your organization, first-time and power users alike, to create beautiful pages.

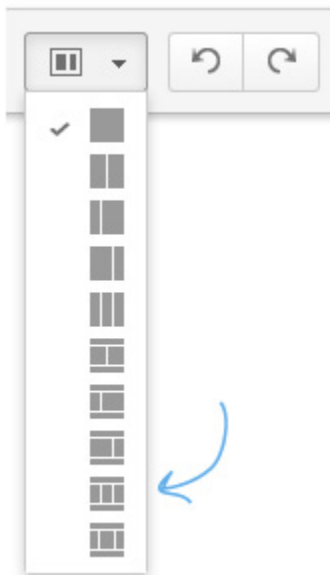
1. **Edit** the page.
2. Click the **Page Layout** button in the editor toolbar. It looks like this:



3. Select the **Two-Column** page layout.



4. Select the **Three-Column with Header and Footer** page layout.



5. Use your cursor (or press Ctrl+A or Cmd+A) to highlight all the content in this page layout block.
6. Copy and paste this content into the center and right-hand content blocks.
7. Click **Save**.

[PREV](#)

[HOME](#)

[NEXT](#)